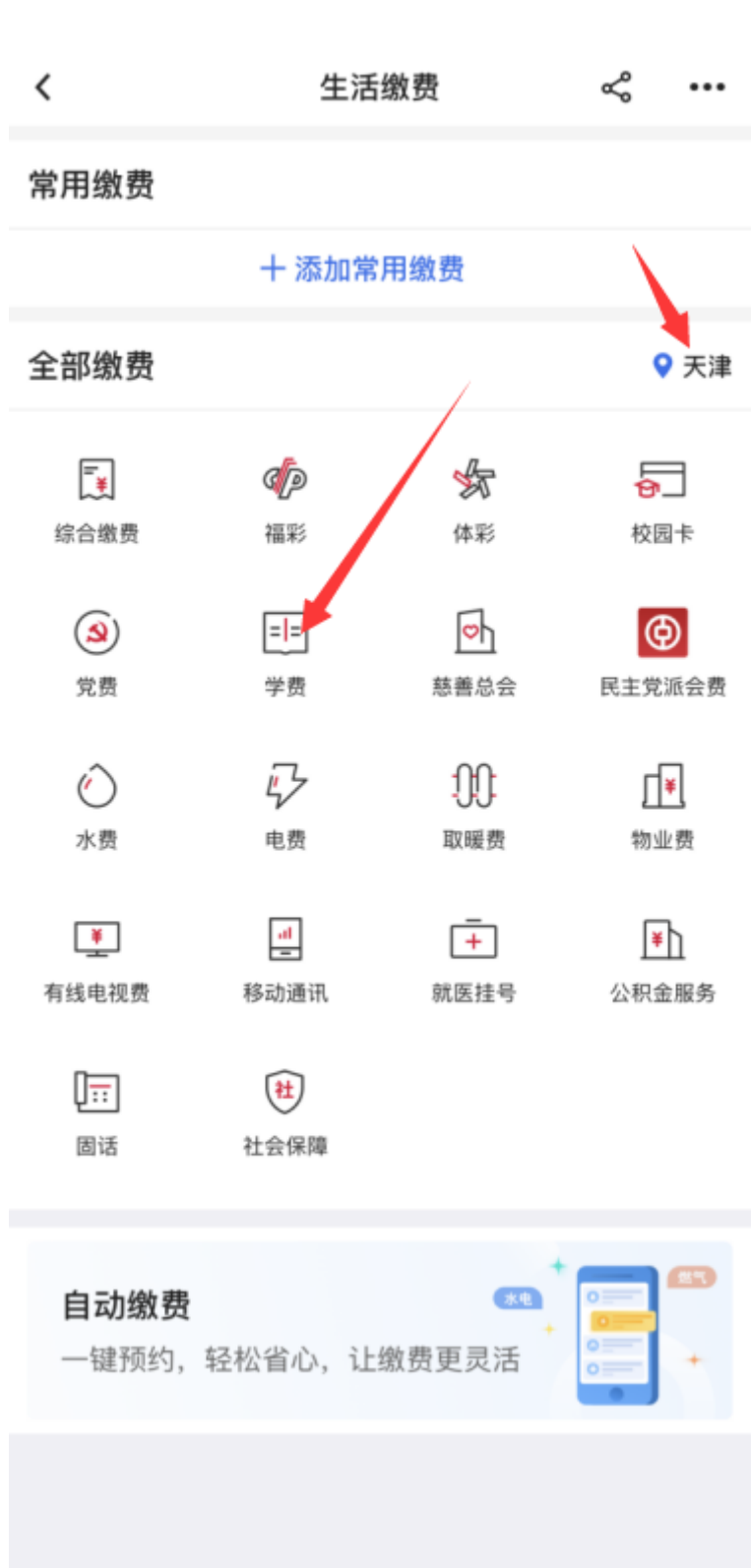


**缴费操作流程：**登录中国银行手机 APP—点击“生活”—在界面最左上角选择定位为“天津市”—点击“生活缴费”—点击“学费”—点击“缴费通学费”—点击“天津财经大学珠江学院”输入考生身份证号，点击勾选“考试考务费”选择缴费账户，“下一步”即可完成缴费。

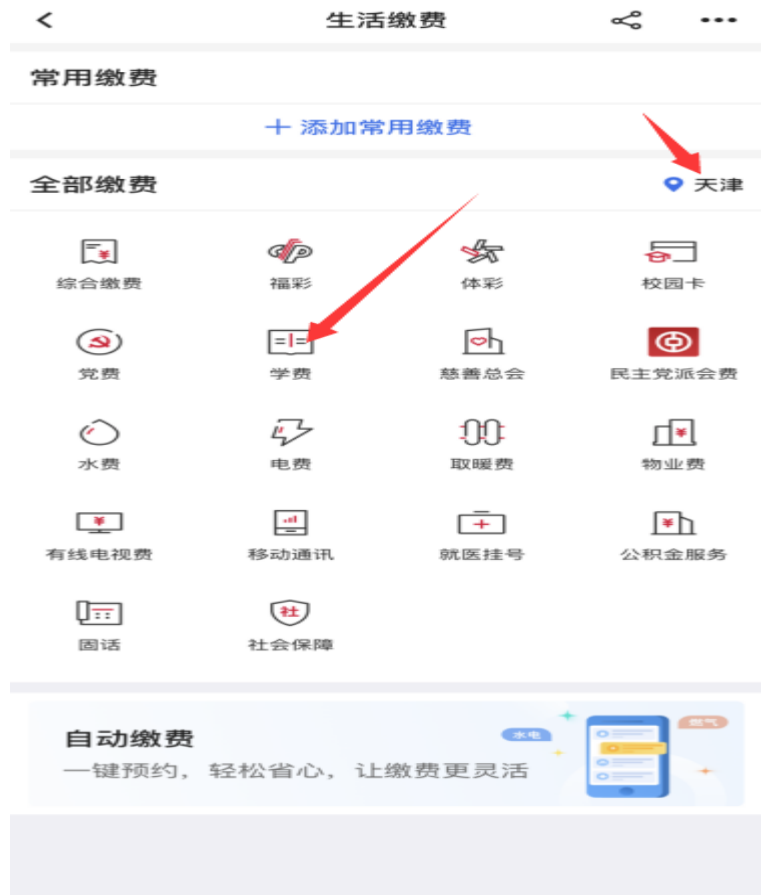
第一步：登录中国银行手机 APP，点击“生活”



第二步：定位到“天津”选择“生活缴费”



第三步：点击“学费”选择“缴费通学费”





机构选择



天津英华云缴费

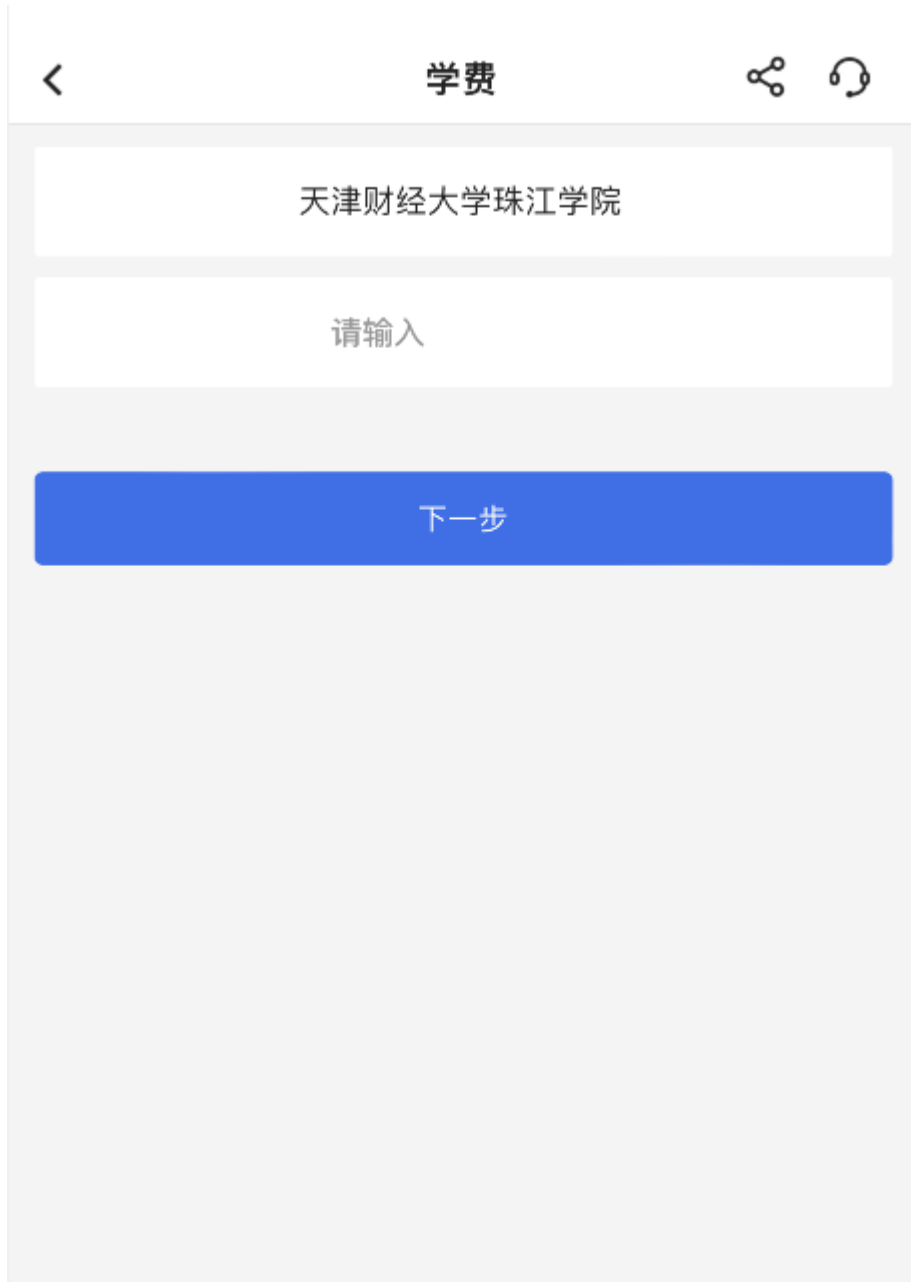
缴费通学费



第四步：选择“天津财经大学珠江学院”



第五步：输入考生身份证号，点击“下一步”



The image shows a mobile application interface for a fee payment step. At the top, there is a navigation bar with a back arrow on the left, the title "学费" (Tuition Fee) in the center, and share and refresh icons on the right. Below the navigation bar, there are two input fields. The first field contains the text "天津财经大学珠江学院" (Tianjin University of Finance and Economics Zhujiang College). The second field is empty and contains the placeholder text "请输入" (Please enter). At the bottom of the form, there is a prominent blue button with the text "下一步" (Next Step).